

## VIDEOS

Lord, takes the viewer on a tour of the mines.  
Suitability: Key Stages 2 & 3  
adult education  
12 minutes; 1988  
£10.95

**Product code:** XT 13087  
**Also available with French commentary.**

**Peveril Castle**

Peveril Castle, with its twelfth century stone keep, is dramatically situated on a spur high above Castleton in Derbyshire. This video considers the castle in relation to the town and the surrounding landscape.  
Suitability: Key Stages 2 & 3  
13 minutes; 1990  
£10.95

**Product code:** XT 10569  
**See also Handbooks for Teachers**

**Pickering Castle**

This royal castle developed from motte and bailey earthworks into an impressive stone structure with shell keep and towers. The video shows its evolution through reconstructions and close examination of parts of the building. The life of the castle is also portrayed.  
Suitability: Key Stages 2 & 3  
14 minutes; 1986  
£10.95

**Product code:** XT 13095  
**See also Posters**

**Sitework**


This video shows the various uses that schools can make of an historic house as a resource for project work. Making drawings, prints, paintings and creating poems are some of the more obvious approaches. An alternative approach would be to use its architecture as the basis for a mathematical investigation.  
Suitability: Key Stages 2 & 3  
Initial teacher training; In-service training  
18 minutes; 1987  
£10.95

**Product code:** XT 13097


**Stott Park Bobbin Mill - How a bobbin was made**

This video traces the history of the mill, built in 1835 and typical of the many which supplied the spinning industry. A skilled craftsman demonstrates how bobbins

## VIDEOS



were made.

Suitability: Key Stages 2 & 3  
15 minutes; 1993  
£10.95  
**Product code:** XT 10225  
**See also Posters**

**Working on the Evidence: Avebury**

This video gives teachers an idea of the varied opportunities which Avebury Circles and the nearby monuments offer. Children are shown investigating the sites under the guidance of a teacher and using the purpose built Education Centre with its handling collection and displays.  
Suitability: Key Stages 2 & 3  
22 minutes; 1987  
£10.95

**Product code:** XT 13098  
**See also Handbooks for Teachers**

**Working on the Evidence: Maiden Castle**

The video uses Maiden Castle to exemplify what archaeology is all about. We follow a group of primary pupils working on the evidence on site and in the local museum in Dorchester. Through a series of

## VIDEOS

'dissolves' the children are transformed into their iron age equivalents who defended the fort and the Roman soldiers who stormed it.

Suitability: Key Stages 2 & 3  
21 minutes; 1987  
£10.95

**Product code:** XT 13099  
**Also available with French commentary**  
**See also General Books**

**Frameworks of Worship**

Churches provide a locally accessible and rich resource for study. This series introduces different aspects of the historical development of churches and considers some of the ways in which archaeologists gather and use information.

**Buildings and Beliefs**

This video explores the potential of the parish church as a medium for the study of medieval social structure and spirituality. Attention is drawn both to the archaeology of the fabric and to what can be learned from changes in the use of space within the building.  
Suitability: GCSE; 6th form  
general studies; teacher training; adult education  
20 minutes; 1990  
£10.95

**Product code:** XT 10213

**Chapels - The Buildings of Nonconformity**

This video investigates the many forms of non-conformist worship since the passing of the Act of Toleration in 1689 and asks what the archaeology of remaining buildings tell us about their relationship to the human and industrial landscape of villages and towns.  
Suitability: GCSE; 6th form  
general studies; teacher training; adult education  
18 minutes; 1989  
£10.95

**Product code:** XT 13086

**In Memoriam - the archaeology of graveyards**

Ecology, archaeology, art and social history may all be approached through the evidence which graveyards

## VIDEOS

contain. This video introduces and explores the links between them and suggests how the local graveyard may be used as an outdoor classroom.  
Suitability: GCSE; 6th form  
general studies; teacher training; adult education  
21 minutes; 1990  
£10.95

**Product code:** XT 10504

**The Master Builders - the construction of a great church**

Medieval technology, engineering, and design are among the topics introduced in this video, which explores the building of a great church, Beverly Minster and illustrates how by looking at its fabric today we can illuminate the methods and organisation of the people who built it.  
Suitability: GCSE; 6th form  
general studies; teacher training; adult education  
23 minutes; 1991  
£10.95

**Product code:** XT 10571


**Your Church: a threshold to history**

This video is a guide to what you can observe and interpret from an ordinary parish church. Four specialists talk about their own approaches to exploring a graveyard, recording the fabric of a building with hi-tech, excavating beneath a church and using landscape history.

Suitability: GCSE; 6th form  
general studies; teacher training; adult education  
23 minutes; 1987  
£10.95

**Product code:** XT 13100

## VIDEOS



**God's Acre Nature Conservation in the Churchyard**

In the past churchyards were used for all sorts of activities apart from burials. In this century practical management issues have led to the creation of close mown green lawns. Only in the last twenty years has their full importance for nature conservation been realised. Churchyards are often the only place where traditional meadow plants such as ladies' bedstraw and meadow saxifrage can still flourish. They are also havens for wildlife - barn owls, starlings, slow worms and many types of insect. This video looks at various management techniques for the nature conservation of a churchyard.

Suitability: Churchyard management groups; GCSE; 6th form  
general studies; teacher training; adult education.  
24 minutes; 1993  
Price: £10.95

**Product code:** XT 10337

**Looking at... series** uses sites to investigate the clues left behind in the buildings and monuments of the past.

**Looking at an Abbey**

This video shows how much we can learn from a typical Abbey if we understand how the Cistercian monks who

## VIDEOS

lived there organised their lives.

Suitability: Key Stages 2 & 3  
17 minutes; 1980  
£10.95

**Product code:** XT 13090  
**See also Education on Site**

**Looking at a Castle**

Uses the remains of the fortifications and domestic quarters of Goodrich Castle to explain the complex arrangements of life in a medieval castle through the investigation of clues left behind in the building.  
Suitability: Key Stages 2 & 3  
14 minutes; 1980  
£10.95


**Product code:** XT 13091  
**See also Handbooks for Teachers**

**Looking at Prehistoric Sites**

The video shows the variety of sites in this enormously long period of our past and helps deal with sites that are often difficult to understand.  
Suitability: Key Stages 2 & 3  
20 minutes; 1982  
£10.95

**Product Code:** XT 13092

## GENERAL VIDEOS

**A Change of Heart English Architecture since the War**

This video illustrates the unsuspected wealth and range of fine architecture and design created in England's cities, towns and countryside since the Second World War.  
Suitability: GCSE; 6th form  
general studies; adult education  
10 minutes; 1992  
£10.95

**Product code:** XT 10060  
**See also General Books**

## VIDEOS

**Changing Perceptions: Presenting Heritage**

This is a case study of the complex conservation problems surrounding the World Heritage site at Avebury, Wiltshire. Perspectives on the presentation of the site are seen through the eyes of tourists, primary school children and an archaeology student from Zimbabwe.

Produced by the Department of Teaching Media, University of Southampton.  
Suitability: GCSE; A level; adult education  
25 minutes; 1990

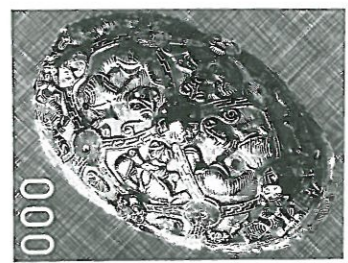
**Free loan only**

**Product code:** XT 10987  
Copies can be purchased, price £35 (inc. VAT and postage) from: Department of Teaching Media, 31 University Road, Southampton, SO9 5NH. Tel. 0703-592360.

**Evidence of our lives**

This video, divided into short sections, addresses the nature of physical evidence. It shows how children can develop skills by recording their local environment. Researching and interpreting their local environment.  
Suitability: Key Stages 2 & 3  
27 minutes; 1991  
£10.95

**Product code:** XT 11174

**The Gripping Beast**

This animated film explores the various ways in which the gripping beast style of ornamentation was employed in Viking art and shows examples including jewellery and stone carving. It traces the development of this creature and its gradual evolution over several centuries and two continents.  
Suitability: Key Stages 2 & 3  
GCSE; adult education  
15 minutes; 1957  
Produced by Teknisk Film Compagni, Denmark.

**Free loan only**  
**Product code:** XT 12135

## VIDEOS

**Handing on Our History**

This video is intended to introduce the work of English Heritage, which presents over 375 Historic Properties to five million public visitors each year; advises and offers grants for historic buildings or conservation areas; funds rescue excavations and gives expert advice in any area of conservation work.

Suitability: GCSE; 6th form  
general studies; further education; adult education  
30 minutes; 1990  
£10.95

**Product code:** XT 11149

**Hellfire Corner**

Using original footage, historical archives and documents this video traces the story of the underground tunnels beneath Dover Castle. Originally defences for the harbour, they were extended to form the major Second World War military HQ from which Dunkirk evacuation was masterminded. Part of the tunnel network, known as Hellfire Corner, now forms an exhibition and guided tour.  
Suitability: Key Stages 2 & 3  
GCSE; adult education  
13 minutes; 1990

**Free loan only**  
**Product code:** XT 11150

**Historic Site: A Sculptor's View**

The video records the work of a sculptor-in-residence at Dover Castle who developed programmes of art, design and technology for visiting schools and colleges. It suggests applications of ideas which teachers themselves could develop using any part of the historic environment.  
Suitability: Initial teacher training; in-service courses; all Key Stages and further education  
23 minutes; 1991  
£10.95

**Product code:** XT 11664

## VIDEOS

### Living History

This video outlines the various stages of setting up and carrying out living history projects at sites and in schools.

Suitability: In-service training; Initial teacher training  
21 minutes; 1986  
£10.95

**Product code:** XT 13089  
**See also Education on Site**

### Living History - The Kenilworth Project

This has been produced by Elm Bank Teachers' Centre, Coventry as a record of a successful living history week held at Kenilworth Castle in conjunction with Coventry schools. The video includes interviews with teachers involved in the project about the organisation beforehand and film of the event itself.

Suitability: Key Stage 2; teacher training  
28 minutes; 1988

### Free loan only

**Product code:** XT 14029  
Alternatively, copies can be purchased (price £19.13 including postage) from Elm Bank Teachers' Centre, Mile Lane, Coventry CV1 2LQ.

### The Norman Conquest of England

This video shows how effective the Norman Conquest was. It altered not only building styles, but our landscape and language as well.

Suitability: Key Stage 2 and 3; GCSE; adult education  
15 minutes; 1982  
£10.95

**Product code:** XT 13093

## VIDEOS

### The Past Replayed: Kirby Hall

English Heritage and Northamptonshire Education Authority worked on a living history project for children with special needs at Kirby Hall and the date 1590 AD. The film plots the thinking behind the project, its preparation and follow-up.

Suitability: First section In-service training; special needs teachers. Second section Key Stages 2 & 3.  
38 minutes; 1988

£10.95  
**Product code:** XT 13094

### Protectors of our Past

This video offers a short, vivid summary of the wide conservation involvements of English Heritage, including listed buildings, historic areas, scheduled ancient monuments, rescue archaeology and specialist and technical advice.

Suitability: GCSE; 6th form general studies; adult education  
16 minutes; 1989

£10.95  
**Product code:** XT 13101

### Rescuing our Past

This video introduces how archaeologists recover buried evidence of the past by excavation of an Anglo-Saxon cemetery. We see the main methods employed for deciding where to dig; the main techniques of excavation and how all the information gathered can be put together.

Suitability: Key Stages 2 & 3  
12 minutes; 1988  
£10.95

**Product code:** XT 13096

## VIDEOS

### PLANNING A SITE VISIT?

Send off for your free loan copy of our introductory video using the order form below.



### Learning from the Past

This introduces all the work of our Education Service, our support material and suggests how free educational visits to our sites can link into a wide range of subject work. We recommend that any teacher planning Programmes of Study or a visit borrows this on free loan.

Suitability: In-service training; Initial teacher training; all Key Stages  
11 minutes; 1991

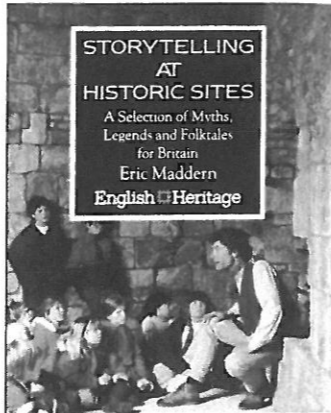
**Free loan only**  
**Product code:** XT 11493

### Video Loans

All our videos are available on free loan to teachers for study use within the school or institution. Up to four titles can be borrowed at a time for a period of two weeks. The copies may then be purchased if you so wish, or returned.

## AUDIO

### NEW



### Storytelling At Historic Sites - A selection of Myths, Legends and Folktales for Britain

Told by Eric Maddern

This audio-cassette pack contains twenty stories set to music ranging from Greek myths, iron age, Roman, Celtic, Saxon and Viking tales to medieval and Stuart stories. All are suitable for telling at sites as a way of bringing the spirit of ancient places alive for children.  
2x90 minute cassettes; 1992  
£9.95

**Product code:** XP 10078  
**See also Education on Site**

### Special Offer

Order the Storytelling book and cassette pack together for the special price of £13.50, a saving of 15% on the individual prices.

**Product code:** XP 10076

## COMPUTER SOFTWARE

### NEW



### The Roman Conquest of Britain

This software package aims to involve pupils at Key Stages 2 & 3 in a variety of experiences connected with the Roman invasion and conquest of Britain by computer assisted simulation. It consists of four modules and a teacher's handbook, providing up to a term's work. The modules, Invasion, Advance to the West, Revolt and the Northern Frontier, transport pupils back in time where they take on the role of a real character involved in a series of events. Decision making is an important element of the package. The teacher's handbook gives full directions for the use of the package and provides further information on many aspects of the Roman invasion of Britain, suggesting National Curriculum links throughout the programme.


Suitability: Key Stages 2 & 3. Compatible with BBC B and Acorn Archimedes 400 computers.  
£18.95

**Product codes:**  
XQ 10317 - BBC B  
XQ 10341 - Archimedes 400

### Digging Deeper into History - A Classroom Resource Pack

Roger Martlew/NCET

This computer-based simulation explores the impact of a new gas pipeline on eastern Yorkshire. Although designed primarily for teaching history and archaeology, the simulation



can also be used as part of a geography or environmental studies course. Using datafiles together with worksheets and resource cards, pupils investigate the impact of the different routes on archaeological sites, the landscapes etc and take on the different roles in planning applications before producing a report on their findings. Compatible with BBC'B, BBC Master, RM480Z and RM Nimbus computers.

English Heritage/NCET, 1989  
ISBN 1-85074-236-7  
Suitability: Key Stages 2 & 3  
GCSE  
£29.95  
**Product code:** XQ 13069

## SLIDE PACKS

### Using Portraits


Susan Morris

These slides have been chosen to illustrate the range of material to be found in portraits. Accompanying notes discuss the various elements that can be examined, including clothing, facial expressions, pose and gesture, background and accessories, size, medium and composition.  
12 slides with 8 pages of teacher's notes in plastic wallet; 1989

ISBN 1-85074-260-X  
£3.95  
**Product code:** XS 13080  
**See also Education on Site**

### Victorian Osborne

These slides are all either archive photographs or 19th century paintings, some by Queen Victoria, of the Royal Family and their private home and estate on the Isle of Wight.



12 slides with 8 pages of teacher's notes in plastic wallet; 1987

£3.95  
**Product code:** XS 13081  
**See also Handbooks for Teachers and General Books**

## POSTERS



### Archaeological Detectives Poster Games

This set of four posters encourages children to learn through playing investigative archaeological games, including: The Dustbin Game; The Layer Game; The Skeleton Game and The Archaeological Detectives Game.

A3 size  
£2.95  
**Product code:** XR 13258  
**See also Videos**

### Castles and Later Fortifications

These are full colour aerial photographic posters with notes for teachers and suggested book list printed

on the back.  
680 x 480mm

**Castles** (set of 9 including Dover Castle) £9.95  
**Product code:** XR 13258

**Carisbrooke Castle** £1.95  
**Product code:** XR 13070

**Deal Castle** £1.95  
**Product code:** XR 13071

**Fort Brockhurst** £1.95  
**Product code:** XR 13073

**Kenilworth Castle** £1.95  
**Product code:** XR 13074

**Pickering Castle** £1.95  
**Product code:** XR 13075

**Portchester Castle** £1.95  
**Product code:** XR 13076

**Tilbury Fort** £1.95  
**Product code:** XR 13077

**Tynemouth Castle and Priory** £1.95  
**Product code:** XR 13078

**Stott Park Bobbin Mill**  
Illustrates the story of how a bobbin was made. Each stage of the process is illustrated with descriptive text.  
A2 size; full colour.

£1.95  
**Product code:** XR 13079  
**See also Videos**

## FREE MATERIALS

We produce a wide range of free support materials for teachers as part of our Education Service, including a journal, **Remnants**. This is published three times a year and contains articles with practical ideas for classroom and on-site projects using the historic environment; reviews and news from the Education Service including **Resources** updates during the year. Our annual **Free Educational Visits** booklet contains details of how to book a free educational group visit; a complete list of all English Heritage Historic Properties and a booking form. A variety of other information leaflets are available free on request including ones on most English Heritage Historic Properties.

## VIDEO LOANS ORDER FORM

Please send me the following videos on 2 week's free loan		Date Required	Please tick <input type="checkbox"/>	VHS	BETA
PRODUCT CODE	TITLE	Name (Mr/Mrs/Ms)			
		Address			
		Post Code	Telephone		

Send to: English Heritage, P.O. Box 229, Northampton NN6 9RY.

# ORDER FORM

Send to:

English Heritage, PO Box 229, Northampton NN6 9RY

Please complete in BLOCK CAPITALS and tick boxes as applicable.

Please send the following publications or videos:

PRODUCT CODE	TITLE	No. of Copies	PRICE	TOTAL

Prices include VAT where applicable and UK post and packing. Overseas post and packing please add 25% to the total order value All payments should be made in Sterling.	Sub total	
	Add Post and Packing	
	<b>GRAND TOTAL</b>	

## Method of Payment

All orders under £10 in value should be accompanied by full payment, either by cheque/postal order payable to English Heritage, or by quoting your credit card details below. A receipt will be issued on request. Institutions can be invoiced for orders over £10 in value.

I enclose a cheque/postal order, payable to English Heritage

Please invoice (Institutions and trade customers only)

Please charge my  Access or  Visa account Credit card hotline: 0604-781163

Card No.

Expiry Date

Signature

Name (Mr/Mrs/Ms)

Address

Postcode  Telephone

Invoice address (if different)

Postcode  Telephone

Please send me a copy of: the **Free Educational Visits** booklet.

**English Heritage 1993 Catalogue**



## English Heritage Catalogue 1993

This highly illustrated mail order catalogue is available free on request. It lists the full range of specialist archaeological and conservation publications, souvenir guides, property handbooks and a wide selection of general interest books. To obtain a free copy please tick the box at the bottom of the order form or contact our Education Service at Keysign House, 429 Oxford Street, London W1R 2HD.

## TRADE TERMS

We are pleased to offer a discount to bookshops and institutions purchasing items for resale, subject to minimum order value of £15. We offer a 25% discount on orders for single items and a 35% discount on orders for more than one item.

The Education Service aims to provide teachers with as much help as possible to use the resource of the historic environment. Educational groups can make free visits to all English Heritage Historic Properties. If you have any request for information please contact us at:

**English Heritage Education Service, Keysign House, 429 Oxford Street, London W1R 2HD.**  
**Tel: 071-973 3442/3. Fax: 071-973 3430.**

### The Mosaic - Experimental Archaeology

Bushfield School elected to produce a life-size replica of one of the incomplete mosaics on site. The first purpose was to work as experimental archaeologists by exploring the most effective means of laying out patterns using tesserae.

The first requirement was to produce clay tesserae in large quantities. How many would be needed to cover an area measuring 2.16m x 1.87m? Would the tesserae be reduced in size by drying the firing, and by how much? What proportion of the total number would each colour constitute? How many bags of clay would be needed? How long would it take? This stage of the study was taking the children out of history into mathematics. Children worked one hour shifts challenging themselves to produce a target number of pieces by the end of the session. Quality control was exercised by other members of the group who rejected misshapen pieces before they could be counted into the tally which each child kept of production. Records became targets to be overtaken.

How was the mosaic to be assembled? The artist-in-residence suggested PVA glue on hardboard. Having found that some Roman motifs were pre-set in the workshops the group decided to construct the whole of our mosaic in this way. But how could the mosaic be divided into workable sections? Children studied the plans and offered suggestions. Their teacher exploited an opportunity to identify line and rotational symmetry and to discuss tessellating shapes. The sketch was scaled up and plywood shapes cut, so that the whole fitted like a jigsaw.

Now the experimental archaeology could begin. Some children developed complex curved patterns using stick painting first to develop the flow of lines. Others used ruler and compass to mark in key divisions. Most worked from a dominant line of colour, positioning this first, then introducing the parallel lines. But one group developing the border worked in pairs, one calling the colour sequence of the next row, whilst the partner positioned them. The level of co-operation was outstanding. Children negotiated modifications where necessary, to preserve symmetry with others working on similar sections, anticipated each other's need for more tesserae of a particular colour, and kept each other serviced with these to ensure maximum efficiency. For one whole day the classroom served as a crowded workshop, everyone participating, with the remarkable team of artists-in-residence and their helpers all lending support. As sections were completed they were positioned on the base board. With minutes to spare, the mosaic was assembled. The children went home triumphant.



*Cutting parallel lines in raw clay to make the tesserae.*



*ABOVE: Colouring the tesserae after firing.*

*BELOW: Piecing together the replica mosaic on site.*



### The Story of the Site

Working in groups of their own choice, children wrote their interpretations over several sessions. At times discussion became quite heated. Once finalised, the stories were retold to the rest of the class. A composite version was then prepared from all the schools, children selecting the ideas they liked best from each group. The dramatist became storyteller, visiting each school to relate in the oral tradition the tale of the decline of the Bancroft Villa.

### The Performance

For the six weeks leading up to the performance the children worked with community artists, teachers and the author to rehearse the play, produce costumes, props and scenery to present their story and bring the site to life. Others produced 'green' artworks to enhance the site and evoke the lives of people who lived, worked, worshipped and died there. Thankfully, the Celtic and Roman gods were appeased and the afternoon and evening of the performance were hot and sunny. The dramatic fire-show finale went off with the right balance of excitement and control to thrill the large audience.

### Postscript 1993

The excitement of an event with children is always wonderful - but was it worthwhile? Did it have any long-term value? Certainly the children's pride in their own achievement was reinforced by the media coverage they received at the time, both locally and nationally. The intention behind the project was that rather than buying-in an 'off-the-peg' performance group the project would have longer term benefit if it was produced by the children of the local community. By providing them with the skills of the interpreter they would be able to see their familiar park in a new light. Did it work? I asked one of the teachers actively involved in the project, Mary Sinclair, Deputy Head at Bushfield School to give me her assessment after three years.



Printed on recycled paper